
DAY 1

The Word of God

THE AUTHORITATIVE WORD:
FIRST AND FINAL

“While they were there, **the time came** for her baby to be born”

(LUKE 2:6, TLB).

One of the most moving and celebrated scenes at Christmas is that of the Nativity. A treasured symbol of the greatest gift to all mankind is also a reminder of something far greater than what occurred one night in Bethlehem. The Nativity scene offers a composite view of the many events that led up to, and even followed, Jesus’ birth.

Though the focus of Christmas is the celebration of Christ’s birth (*Christ—Messiah, Mas—celebration*), what people rarely consider are the hundreds of miraculous and supernaturally timed events that were required to fulfill the Redemption plan of Jesus’ birth and beyond. These events were inevitably brought about through the cooperation of mankind with God, obeying and trusting God’s Word and will. All of these events, all of these people, all of these prophecies fulfilled ultimately prove the uncanny accuracy of the Word of God.

The supernatural was set in motion in countless situations simultaneously to arrive at one event occurring “at the proper time” (Romans 5:6, *LEB*) and in the right place with all the correct participants, as prophesied 700 years earlier. Amazingly, all the hundreds of variables required came together flawlessly. Mathematically speaking, the odds of the number of prophecies of Jesus’ birth and life being fulfilled are staggeringly low—in other words, impossible!

Yet, the miracle timing of Christmas trumpets the supernatural accuracy of the Word of God, then and now. The Bible is the most ancient and yet the most modern document on earth, and it is a picture of God Himself. This Christmas, let’s discover more about Him by taking a widescreen look at the supernatural timing of Christmas...

Study

The Word of God Is First and Final Authority

“Teach them your word, which is truth” (John 17:17, *NLT*).

LIVE THE WORD

What are you speaking today? Be intentional...find out what God says in His Word about your life and decide to ONLY speak that. Agree with God and His Word about your life. Decide today: “All His words are true!”

SPEAK THE WORD

God's Word is the first and final authority in my life. I choose to believe His Word and plan. I put myself in agreement with His Word. His Word is true and is from everlasting to everlasting. Father, You are the Alpha and Omega—the first and last Word in my life. What You say about me and my family WILL come to pass!

SCRIPTURE STUDY:

Psalm 119:151-152, 160

Apply

Make the Word of God the first and final authority in your life. Do not waver. What He said He has done, He has done; and what He says He will do, He will do.

WALKING IT OUT TO VICTORY

- Discover the Word of God for your situation.
- Write it down on sticky notes and post it wherever you will see it every day.
- Study it. Speak it. Stand on it. Every time.

OPTION 1: PRINTED CIRCLE ORNAMENT (PG 3-5)

Today's Ornament



Materials



Instructions

STEP 1

Print artwork for Option 1 and cut out both circles.

STEP 2

There are options for creating this easy ornament, depending on your supplies and desires...



PAPER & TAPE OPTION

Place tape on the back of one printed circle (fold tape over to create double-sided stick). You may want to make three circles of tape to help it stay together. Cut a piece of string and tie it into a loop for hanging. Place the string on the back of the taped circle over the tape, leaving enough loop coming out the top to hang the ornament. Line up the tops of the printed circle artwork and press the back of the 2nd circle into the tape over the string on the 1st circle.

SEE NEXT PAGE FOR MORE OPTIONS →

PAPER & GLUE OPTION

Place glue on the back of one printed circle. You should cover the whole back to the edges, but do not over-soak if using liquid glue instead of a glue stick. Cut a piece of string and tie into a loop for hanging. Place the string on the back of the glued circle into the glue, leaving enough loop coming out the top to hang the ornament. Line up the tops of the circle artwork and press the back of the 2nd circle into the glue and over the string on the back of the 1st circle. Press evenly to secure to edges.



PAPER & PLASTIC BACKING OPTION

Place tape on the back of one printed circle (fold tape over to create double-sided stick). You may want to make three circles of tape to help it stay together. Cut a piece of string and tie it into a loop for hanging. Place the string on the back of the taped circle over the tape, leaving enough loop coming out the top to hang the ornament. Line up the tops of the printed circle artwork and press the back of the 2nd circle into the tape over the string on the 1st circle.

PAPER & WOODEN BACKING OPTION

Using a foam brush, paint the wooden backing with Mod Podge®. Press the printed circle artwork onto the wet Mod Podge (be sure to line up the top with the hole for hanging at the top) and let it sit to dry. Using a toothpick or skewer, poke the hole on the wooden backing through the paper. Then paint over the top of the printed circle with the Mod Podge to seal the paper to the wooden backing. Repeat for the 2nd circle on the other side of the wooden backing. Cut a piece of string and pass it through the hole at the top of the wooden backing (you may need the toothpick or skewer to help push the string through the hole), and tie into a loop for hanging. [Find these on Amazon here.]



STEP 3

This will create a double-sided ornament ready for hanging.

1 And it came to pass in those days that a decree went out from Caesar Augustus that all the world should be registered. *2* This census first took place while Quirinius was governing Syria. *3* So all went to be registered, everyone to his own city. *4* Joseph also went up from Galilee, out of the city of Nazareth, into Judea, to the city of David, which is called Bethlehem, because he was of the house and lineage of David, *5* to be registered with Mary, his betrothed wife, who was with child. *6* So it was, that while they were there, the days were completed for her to be delivered. *7* And she brought forth her firstborn child, and wrapped Him in swaddling cloths, and laid Him in a manger, because there was no room for them in the inn.

8 Now there were in the same country shepherds living out in the fields, keeping watch over their flock by night. *9* And behold, an angel of the Lord stood before them, and the glory of the Lord shone around them, and they were greatly afraid. *10* Then the angel said to them, "Do not be afraid. *11* Behold, I bring you good tidings of great joy which will be to all people. *12* For there is born to you this day in the city of David a Savior, who is Christ the Lord. *13* And this will be a sign to you: You will find a Babe wrapped in swaddling cloths, lying in a manger."

Glory in the Highest

8 Now there were in the same country shepherds living out in the fields, keeping watch over their flock by night. *9* And behold, an angel of the Lord stood before them, and the glory of the Lord shone around them, and they were greatly afraid. *10* Then the angel said to them, "Do not be afraid. *11* Behold, I bring you good tidings of great joy which will be to all people. *12* For there is born to you this day in the city of David a Savior, who is Christ the Lord. *13* And this will be a sign to you: You will find a Babe wrapped in swaddling cloths, lying in a manger."

OPTION 2: CRAFT ORNAMENT (PG 6-11)

Today's Ornament




Materials



Instructions

To create this Bible, you will need to print the Bible cover on page 10 and the full sheet of Bible story on page 11.

Start with the paper text-side down on the table and the large X at the top left, facing down.




STEP 1

Fold the paper in half lengthwise, and then fold it in half lengthwise again. Unfold. Keep the paper text-side down.

CONTINUE TO THE NEXT PAGE →

STEP 2

Fold the paper in half widthwise, and fold in half widthwise again. Unfold. Keep the paper text-side down.



STEP 3

Cut the paper partially down all 3 lines widthwise (see photos for guide before cutting).

> The top cut will be from left to right, stopping at the last scored rectangle at the top right.


Do NOT cut all the way through to the other side.

> The 2nd cut should be from the right to the left, stopping at the last scored rectangle on the left.

Do NOT cut all the way through to the other side.

> The 3rd cut should be left to right, stopping at the last scored rectangle on the right.


Do NOT cut all the way through to the other side.



STEP 4


Cut the first rectangle off the top left corner. It is marked with an X.

CONTINUE TO THE NEXT PAGE →



STEP 5

Begin accordion-folding the scored rectangles—over, under to the corner. Then fold down and over and keep folding accordion-style: under, over.




STEP 6

For the last fold, fold the final piece over the whole stack of papers to create a book (instead of folding under the accordion-folding).

STEP 7

Create the cover by printing the Bible cover artwork and cutting it out.




STEP 8

Fold the cover in half at the middle.

CONTINUE TO THE NEXT PAGE →


STEP 9

Add glue to the outside book pages (front and back) that read, "Place glue or tape here." Then wrap the cover over the book stack and press it on.



STEP 10

Glue the Bible pages on the blank inside pages until it does not unfold when shaken (see photos).




STEP 11

Tie the ribbon into a loop with a little bit extra hanging off the knot, and loop around the middle page of the Bible to the front page. Glue into place in the spine area of the book and leave a loop at the top for hanging.



STEP 12

This will create a bible ornament ready for hanging.





Cut this rectangle off before folding.

Luke 2:1-20

2 And it came to pass in those days, that there went out a decree from Caesar Augustus that all the world should be taxed. (And this taxing

was first made when Cyrenius was governor of Syria.) And all went to be taxed, every one into his own city. And Joseph also went up from Galilee, out of the

city of Nazareth, into Judaea, unto the city of David, which is called Bethlehem; (because he was of the house and lineage of David:) To be taxed with Mary his espoused wife, being great

with child.

6 And so it was, that, while they were there, the days were accomplished that she should be delivered.

7 And she brought forth her firstborn

son, and wrapped him in swaddling clothes, and laid him in a manger; because there was no room for them in the inn.

8 And there were in the same country shepherds abiding in the field, keeping

watch over their flock by night.

9 And, lo, the angel of the Lord came upon them, and the glory of the Lord shone round about them: and they were sore afraid.

10 And the angel said unto them, Fear not: for, behold, I bring you good tidings of great joy, which shall be to all people.

11 For unto you is born this day in the city of David a Saviour, which is

known unto us. 16 And they came with haste, and found Mary, and Joseph, and the babe lying in a manger. 17 And when they had seen it, they made known abroad

to pass, as the angels were gone away from them into heaven, the shepherds said one to another, Let us now go even unto Bethlehem, and see this thing which is come to pass, which the Lord hath made

angel a multitude of the heavenly host praising God, and saying, 14 Glory to God in the highest, and on earth peace, good will toward men. 15 And it came

Christ the Lord. 12 And this shall be a sign unto you; Ye shall find the babe wrapped in swaddling clothes, lying in a manger. 13 And suddenly there was with the

the saying which was told them concerning this child.

18 And all they that heard it wondered at those things which were told them by the shepherds.

19 But Mary kept

all these things, and pondered them in her heart.

20 And the shepherds returned, glorifying and praising God for all the things that they had heard and seen, as it was told unto them.

Place glue or tape here.

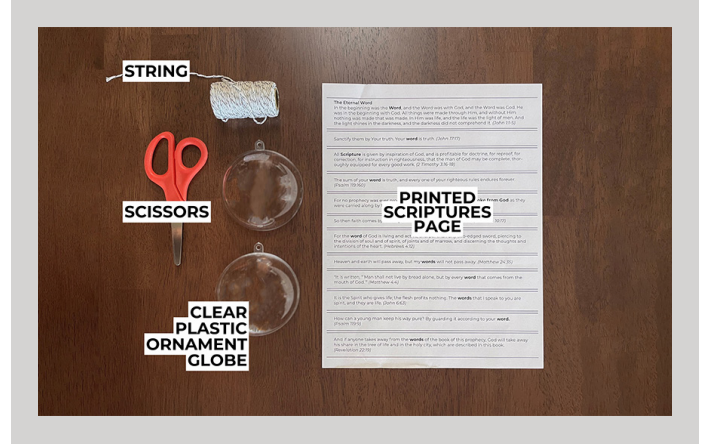
Place glue or tape here.

OPTION 3: GLOBE ORNAMENT (PG 12-14)

Today's Ornament



Materials




Instructions

STEP 1

To create this ornament, you will need to print the Bible scripture strips for Option 3 on page 14.

OPTIONAL: You can print on linen or resumé paper, cardstock or lightly colored paper.



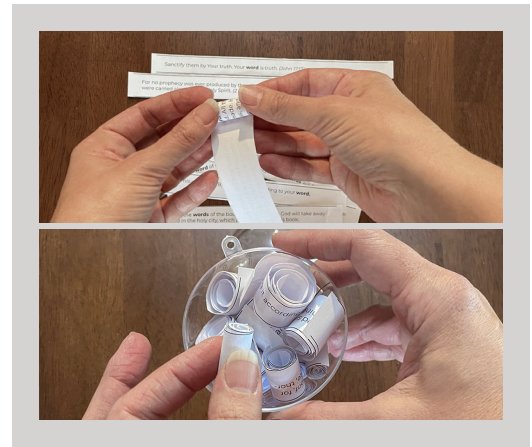
STEP 2

Cut the scriptures into strips using the lines on the printout.

CONTINUE TO THE NEXT PAGE →

STEP 3

Roll the scriptures, text-side out, into loose rolls and add into half of the clear globe.



STEP 4

Attach the other half of the globe, lining up the holes for hanging at the top, and press to secure..

STEP 5

Cut a piece of string and put one end through the hanging holes on the globe ornament. Tie into a loop for hanging.

STEP 6

This will create a globe ornament ready for hanging.



DAY 1: THE WORD (Option 3) - Scripture Strips

"In the beginning was the **Word**, and the **Word** was with God, and the **Word** was God. He was in the beginning with God. All things were made through him, and without him was not any thing made that was made. In him was life, and the life was the light of men. The light shines in the darkness, and the darkness has not overcome it" (John 1:1-5, *ESV*).

"Sanctify them in the truth; your **word** is truth" (John 17:17, *ESV*).

"All **Scripture** is breathed out by God and profitable for teaching, for reproof, for correction, and for training in righteousness, that the man of God may be complete, equipped for every good work" (2 Timothy 3:16-18, *ESV*).

"The sum of your **word** is truth,
and every one of your **righteous rules** endures forever" (Psalm 119:160, *ESV*).

"For no **prophecy** was ever produced by the will of man, but men spoke from God as they were carried along by the Holy Spirit" (2 Peter 1:21, *ESV*).

"So faith comes from hearing, and hearing through the **word** of Christ"
(Romans 10:17, *ESV*).

"For the **word** of God is living and active, sharper than any two-edged sword, piercing to the division of soul and of spirit, of joints and of marrow, and discerning the thoughts and intentions of the heart" (Hebrews 4:12, *ESV*).

"Heaven and earth will pass away, but my **words** will not pass away" (Matthew 24:35, *ESV*).

"But he answered, 'It is written, 'Man shall not live by bread alone,
but by every **word** that comes from the mouth of God''" (Matthew 4:4, *ESV*).

"It is the Spirit who gives life; the flesh is no help at all. The **words** that I have spoken to you are spirit and life" (John 6:63, *ESV*).

"How can a young man keep his way pure?
By guarding it according to your **word**" (Psalm 119:9, *ESV*).

"And if anyone takes away from the **words** of the book of this prophecy, God will take away his share in the tree of life and in the holy city, which are described in this book"
(Revelation 22:19, *ESV*).
